



---

Prepared for:

**Tempest Fitness**



---

In the following pages you'll find your customized Audit Report. It contains all of the information gathered from your IT environment summarized into one easy to read document. Upon reading, you will have a much better understanding of your IT plan and what you're spending.

---

## YOUR CUSTOMIZED REPORT

Based on our technical analysis of your IT environment, we have customized a selection of 27 audit items spread across three main areas of technology – Infrastructure, Security and Managed Support & Services. A fourth optional area, Telecommunications, may also be represented in your plan.

Each of these areas will give you important insight into the strengths and weaknesses of your IT plan.

## YOUR AUDIT SCORE

Using the results of your audit, we calculated your overall audit score. The higher your audit score, the greater efficiency at which you are spending on technology. Our goal is to drive your audit score as close to 100 as possible.

The Comparative Analysis page allows you to easily compare your baseline plan with other plans presented in this document to see qualitative, quantitative and financial results.

## HOW TO READ THE REPORT

Each audit item has been color coded to make it easy to visualize your results. Red indicates an audit item that requires immediate attention, yellow indicates an audit item that needs improvement and green indicates an audit item that is satisfactory.

In addition to a Summary page, you will find dedicated pages with color coded summary statements for each individual audit item. Any audit item that isn't satisfactory is described in greater detail and its relative importance is explained in a single page infographic.

---

What is an audit?

Base Plan

Summary

Detail

Library



---

# Base Plan

Plan Type: Baseline Plan

## Baseline Plan for Sample Company.

---

What is an audit?

Base Plan

Summary

Detail

Library

# Summary


## Baseline Plan

Baseline Plan for Sample Company.


### BASE PLAN SUMMARY

The results of each quadrant of your 27 point, base plan audit is summarized here using color coded boxes. Utilizing a weighted scoring system, the results were combined and averaged into an overall audit score. Individual quadrant scores and details for each audit item are shown in subsequent pages. Your base IT monthly expense is shown as a range and has been converted into an "effective" monthly expense based upon your audit score. This helps to level the playing field when comparing plans. If Telecommunications was audited, the results and monthly expense is also shown.


#### INFRASTRUCTURE




#### SECURITY



#### MANAGED SUPPORT & SERVICES



#### TELECOMMUNICATIONS



■ Requires Immediate Attention   ■ Needs Improvement   ■ Satisfactory

### Audit Score

**18**



### FINANCIAL SUMMARY

Monthly IT Expense  
\$500.00 - \$1,000.00



Effective Monthly IT Expense  
Based on the audit score  
\$2,777.78 - \$5,555.56



Telecom Monthly Expense  
\$500.00



What is an audit?

Base Plan

Summary   Detail   Library

# Audit Detail

## INFRASTRUCTURE

<b>Backup &amp; Disaster Recovery</b> Online backup service is backing up server(s) on a regular, automated basis.	<b>Business Continuity</b> Business Continuity exists in a variety of services but must be invoked or set up on demand.	<b>Server(s)</b> The server(s) is over 5 years old, out of warranty or running a non-supported operating system.
<b>Workstations</b> The workstations are over 3 years old, out of warranty or running a non-supported operating system.	<b>Managed Wireless</b> Needs Improvement.	<b>Hosted Exchange Email</b> Email is in-house using a local Microsoft Exchange Server.
<b>Power Management (UPS)</b> Satisfactory.	<b>WAN Redundancy / Failover</b> Needs Improvement.	<b>Remote Accessibility</b> Requires immediate attention.

■ Requires Immediate Attention  
 ■ Needs Improvement  
 ■ Satisfactory


### Audit Score

**38**



## INFRASTRUCTURE

Infrastructure is the foundation upon which all of your technology rests. Just like with a house, it's extremely important to verify its integrity before you begin to build on top of it. Poor initial design decisions can lead to downtime, lost sales and ultimately drive up your total cost of ownership. This detailed analysis page represents an overview of the state of your Base Plan Infrastructure. Each audit item is summarized and color coded for easy identification and the results for this section are reflected in the Infrastructure audit score.



What is an audit?

Base Plan





